


OTMA

Officina Tiberina Macchine Agricole



Aratri a dischi portati - Mounted disc plough - Charrues portées à disques



Telaio a struttura in acciaio piatto - Attacco a 3 punti - Dischi e ruotino direzionale montati su cuscinetti a rulli conici - Angolo verticale ed orizzontale dei dischi regolabile - Ruotino direzionale oscillante con regolazione dell'angolo di taglio e dello spostamento laterale - Piede di sostegno

A RICHIESTA: Ruotini regolazione profondità



Flat steel frame construction - 3 point linkage - Tapered roller bearings on discs and furrow-wheel - Adjustable vertical and horizontal angle of discs - Floating furrow wheel ensuring culting angle adjustment and side draft control - Stand

OPTIONS: Depth control wheel





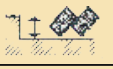



Chassis à structure en acier plat - Attelage 3 points - Disques et roulette de direction montés sur roulements à rouleaux coniques - Angle vertical et horizontal des disques réglable - Roulette de direction oscillante avec réglage de l'angle de coupe et du dèport latéral - Bequille

RUR DEMAND: Roulette réglage profondeur

**BIDISCO
TWO DISCS PLOUGH
BIDISQUE**





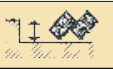



O BDE

Mod							
	Hp	Kw	mm	cm	cm	cm	Kg
BDE 28/38D	45-50	30-37	660	25	52	55	280

**TRIDISCO
THREE DISCS PLOUGH
TRIDISQUE**





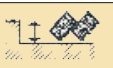



O TDPE

Mod							
	Hp	Kw	mm	cm	cm	cm	Kg
TDPE 48/D	55-65	40-48	660	25	80	55	420

**QUADRIDISCO
FOUR DISCS PLOUGH
QUADRIDISQUE**









O QDE

Mod							
	Hp	Kw	mm	cm	cm	cm	Kg
QDE 48/D	75-90	55-66	660	25	105	55	510

**PENTADISCO
FIVE DISCS PLOUGH
PENTADISQUE**



O PDE







Mod							
	Hp	Kw	mm	cm	cm	cm	Kg
PDE 80/E	90-110	66-81	660	25	130	55	655

Serie pesante - Heavy duty series - Type lourd

**TRIDISCO
THREE DISCS PLOUGH
TRIDISQUE**









O TD

Mod							
	Hp	Kw	mm	cm	cm	cm	Kg
TD 70/E	60-70	44-51	660	25	80	55	520

**QUADRIDISCO
FOUR DISCS PLOUGH
QUADRIDISQUE**









O QD

Mod							
	Hp	Kw	mm	cm	cm	cm	Kg
QD 70/E	75-90	55-66	660	25	105	55	645


**PENTADISCO
FIVE DISCS PLOUGH
PENTADISQUE**





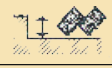



O PD

Mod							
	Hp	Kw	mm	cm	cm	cm	Kg
PD 70/F	90-110	66-81	660	25	130	55	780

**ESADISCO
SIX DISCS PLOUGH
EXADISQUE**



0 ED



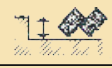



Mod							
	Hp	Kw	mm	cm	cm	cm	Kg
ED 70/E	130-150	96-110	660	25	155	55	990

Reversibili - Reversible - Reversible

**TRIDISCO REVERSIBILE
REVERSIBLE THREE DISCS PLOUGH
TRIDISQUE REVERSIBLE**



0 ZTD



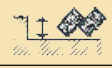



Mod							
	Hp	Kw	mm	cm	cm	cm	Kg
ZTD 70	60-70	44-51	660	25	80	55	490
ZTD 70/I	60-70	44-51	660	25	80	55	500

Reversibile idraulico - Reversible hydraulic - Reversible idraulique

**QUADRIDISCO REVERSIBILE IDRAULICO
REVERSIBLE HYDRAULIC FOR DISCS
PLOUGH
QUADRIDISQUE REVERSIBLE**






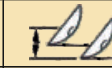


0 ZQDI

Mod							
	Hp	Kw	mm	cm	cm	cm	Kg
ZQD 60/I	80-110	59-81	660	25	110	55	690

**PENTADISCO REVERSIBILE IDRAULICO
REVERSIBLE HYDRAULIC FIVE DISCS
PLOUGH
PENTADISQUE REVERSIBLE IDRAULIQUE**



0 ZPD/I

Mod							
	Hp	Kw	mm	cm	cm	cm	Kg
ZPD 70/I	100-150	74-111	660	25	125	55	880

I dati di peso e di lavoro contenuti nella presente illustrazione s'intendono forniti a semplice titolo indicativo e non impegnativo.

The weight and working data contained in the present leaflet are supplied for information only and are not binding.
Les descriptions et illustrations de cette notice sont données à titre indicatif et sans engagement

ASSOCIATI:



OTMA by NARDI

06016 Selci Lama (PG) Italy

tel. +39 075 8610611

fax +39 075 8583446

e.mail: export@grupponardi.net

www.grupponardi.it