

canafusion 

CA-500 PORTABLE SYRINGE PUMP

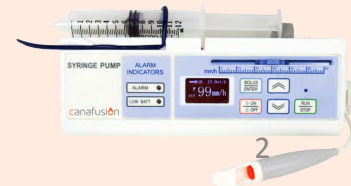


canafusion



Ideal solution for

INFUSION TREATMENT



canafusion

Ideal solution for
HOME CARE



HOSPITAL USE




canafusion

MAIN FEATURES



Ambulatory

Lightweight and compact



Digital Programming

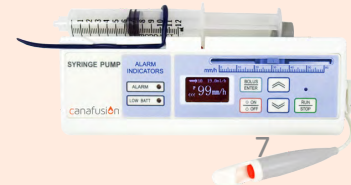
with a bright
OLED screen



canafusion

Clear Display

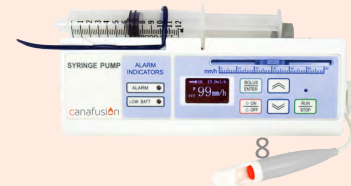
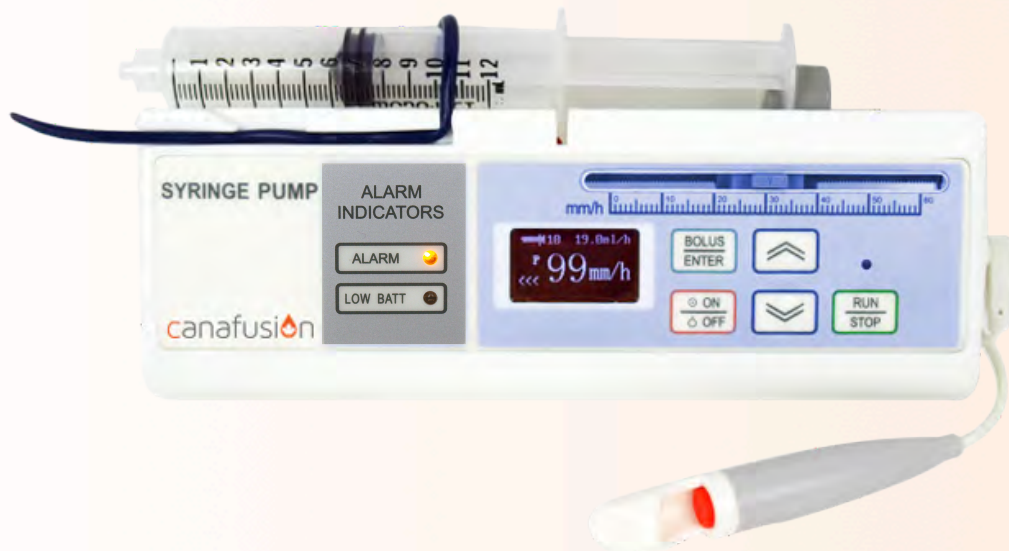
of current infusion rate and alarm message





Alarm Indicators

Immediate Identification of alarm and alert messages



canafusion

Excellent for Treatment

Low rate small volume

INFUSION RATE

1mm/h to 99ml/h



canafusion 

Compatible with mainstream brand syringe

FROM 1ML
TO 20ML



Continuous Infusion

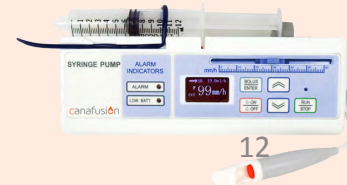
✓ Any where





Continuous Infusion

✓ Any time



Continuous Infusion



✓ Multi applications





APPLICATIONS





NEONATAL CARE

Neonatal feeding

- Optional multi-angle pole clamp
- Horizontal, vertical or oblique position

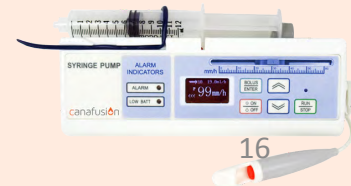


AFTER-SURGERY PAIN CONTROL

Quick relief of pain
with the safety bolus cable



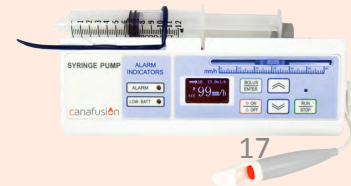
Maximum one push every 30 minutes
for safety concern



THALASSEMIA/DESFERAL TREATMENT



Regular blood transfusions
and folate supplements





CANCER THERAPY

For chemotherapy infusion treatment
with low rate and small volume





PARKINSON

The patient can easily calculate the rate and volume of the drugs



canafusion 

IMMUNITY DEFICIENCY (GLOBULIN)





CA-500 PORTABLE SYRINGE PUMP

Your choice of a reliable healthcare partner

