

90105101

BED SIDE CABINET

GENERAL SPECIFICATIONS

- Laminate or ABS top is resistant to water and heat.
- Useful drawer.
- Long lived hinge and rail system.
- Strong drawer and cabined handle.
- A shelf designed for multi usage in the cabinet.
- Epoxy painted steel construction is resistant to corrosion.
- With four castors (two of them with brake) can move freely.

TECHNICAL SPECIFICATIONS


■ Width	: 40 cm
■ Depth	: 40 cm
■ Height	: 79,5 cm
■ Weight	: ~ 12 kg
■ Volume	: 0,14 m ³

* RS : Melamine color options page 81.

* RL : Laminate color options page 80.

OPTIONS

GROUP 1 / CASTOR OPTIONS



GROUP 2 / TABLE TOP OPTIONS



DESCRIPTION OF OPTION CODES

- T8** PLASTIC CASTORS TWO WITH BRAKE (50 MM)
- T9** WITH ALUMINIUM FIXED LEG
- KL1** LAMINATE COATED CHIPBOARD TOP
- KL2** ABS TOP
- KL4** MELAMINE COATED CHIPBOARD TOP

■ Must select only one of them.



90105102

BED SIDE CABINET

GENERAL SPECIFICATIONS

- Laminate or ABS top is resistant to water and heat.
- Useful drawer.
- Long lived hinge and rail system.
- Strong drawer and cabined handle.
- A shelf designed for multi usage.
- Epoxy painted steel construction is resistant to corrosion.
- With four castors (two of them with brake) can move freely.

TECHNICAL SPECIFICATIONS

■ Width	: 40 cm
■ Depth	: 40 cm
■ Height	: 78,5 cm
■ Weight	: ~ 12 kg
■ Volume	: 0,13 m ³

* RS : Melamine color options page 81.

* RL : Laminate color options page 80.

OPTIONS

GROUP 1 / CASTOR OPTIONS



GROUP 2 / TABLE TOP OPTIONS



DESCRIPTION OF OPTION CODES

- T8** PLASTIC CASTORS TWO WITH BRAKE (50 MM)
- T9** WITH ALUMINIUM FIXED LEG
- KL1** LAMINATE COATED CHIPBOARD TOP
- KL2** ABS TOP
- KL4** MELAMINE COATED CHIPBOARD TOP

■ Must select only one of them.



90105201

GENERAL SPECIFICATIONS

- Laminate top is resistant to water and heat.
- Useful drawer.
- Long lived hinge and rail system.
- Strong drawer and cabined handle.
- Adjustable bed table according to height of bed and hidden beside of cabinet if necessary.
- Cavity designed for multi usage.
- Epoxy painted steel construction is resistant to corrosion.
- With four castors (two of them with brake) can move freely.

TECHNICAL SPECIFICATIONS

■ Width	:	50 cm
■ Depth	:	40 cm
■ Height	:	80,5 cm
■ Dining table height	:	85 - 110 cm
■ Weight	:	~ 20 kg
■ Volume	:	0,19 m ³

* RS : Melamine color options page 81.

* RL : Laminate color options page 80.

BED SIDE CABINET

OPTIONS

GROUP 1 / TABLE TOP OPTIONS



DESCRIPTION OF OPTION CODES

KL1 LAMINATE COATED CHIPBOARD TOP

KL4 MELAMINE COATED CHIPBOARD TOP

Must select only one of them.



90105301

GENERAL SPECIFICATIONS

- Wood body is durable against to water and heat.
- Useful drawer.
- Long lived hinge and rail system.
- Strong drawer and cabined handle.
- Laminated drawer and door are durable against to water and heat.
- With four castors (two of them with brake) can move freely.

TECHNICAL SPECIFICATIONS


■ Width	:	40 cm
■ Depth	:	40 cm
■ Height	:	78,5 cm
■ Weight	:	~ 17 kg
■ Volume	:	0,13 m ³

* RS : Melamine color options page 81.

* RL : Laminate color options page 80.

OPTIONS

GROUP 1 / CASTOR OPTIONS



DESCRIPTION OF OPTION CODES

T8 PLASTIC CASTORS TWO WITH BRAKE (50 MM)

T9 WITH ALUMINIUM FIXED LEG

KL1 LAMINATE COATED CHIPBOARD TOP

KL2 ABS TOP

KL4 MELAMINE COATED CHIPBOARD TOP

Must select only one of them.

GROUP 2 / TABLE TOP OPTIONS



90105302

BED SIDE CABINET

GENERAL SPECIFICATIONS

- Wood body is durable against to water and heat.
- Useful drawer.
- Long lived hinge and rail system.
- Strong drawer and cabined handle.
- Cavity designed for multi usage.
- Laminated drawer and door are durable against to water and heat.
- With four castors (two of them with brake) can move freely.

TECHNICAL SPECIFICATIONS

■ Width	: 40 cm
■ Depth	: 40 cm
■ Height	: 78,5 cm
■ Weight	: ~ 17 kg
■ Volume	: 0,13 m ³

* RS : Melamine color options page 81.

* RL : Laminate color options page 80.

OPTIONS

GROUP 1 / CASTOR OPTIONS



GROUP 2 / TABLE TOP OPTIONS



DESCRIPTION OF OPTION CODES

- T8** PLASTIC CASTORS TWO WITH BRAKE (50 MM)
- T9** WITH ALUMINIUM FIXED LEG
- KL1** LAMINATE COATED CHIPBOARD TOP
- KL2** ABS TOP
- KL4** MELAMINE COATED CHIPBOARD TOP

■ Must select only one of them.



90105401

BED SIDE CABINET

GENERAL SPECIFICATIONS

- Laminate top is resistant to water and heat.
- Useful drawer.
- Long lived hinge and rail system.
- Strong drawer and cabined handle.
- Adjustable bed table according to height of bed and hidden beside of cabinet if necessary.
- Laminated drawer and door are durable against to water and heat.
- With four castors (two of them with brake) can move freely.

TECHNICAL SPECIFICATIONS

■ Width	: 50 cm
■ Depth	: 40 cm
■ Height	: 78 cm
■ Dining table height	: 80 - 105 cm
■ Weight	: ~ 25 kg
■ Volume	: 0,18 m ³

* RS : Melamine color options page 81.

* RL : Laminate color options page 80.

OPTIONS

GROUP 1 / TABLE TOP OPTIONS



DESCRIPTION OF OPTION CODES

- KL1** LAMINATE COATED CHIPBOARD TOP
- KL4** MELAMINE COATED CHIPBOARD TOP

■ Must select only one of them.



90105501

BED SIDE CABINET

GENERAL SPECIFICATIONS

- Laminate or ABS top is resistant to water and heat.
- Useful drawer.
- Long lived hinge and rail system.
- Strong drawer and cabined handle.
- Laminated drawer and door are durable against to water and heat.
- Aluminum frame.
- Shock resistance plastic bumper wheels.
- Cabinet with two doors.
- With four castors (two of them with brake) can move freely.

TECHNICAL SPECIFICATIONS

■ Width	: 47,3 cm
■ Depth	: 46,5 cm
■ Height	: 84,5 cm
■ Weight	: ~ 34 kg
■ Volume	: 0,22 m ³

* RS : Melamine color options page 81.

* RL : Laminate color options page 80.

OPTIONS

GROUP 1 / TABLE TOP OPTIONS



DESCRIPTION OF OPTION CODES

KL1 LAMINATE COATED CHIPBOARD TOP

KL2 ABS TOP

KL4 MELAMINE COATED CHIPBOARD TOP

Must select only one of them.



90105601

BED SIDE CABINET COMPACT

GENERAL SPECIFICATIONS

- Compact laminate or ABS top is resistant to water and heat.
- Compact laminate (HPL) body resistant to water and heat.
- Aluminum frame.
- Useful drawer.
- Long life hinge and rail system.
- Strong drawer and cabined handle.
- With four castors (two of them with brake) can move freely.


TECHNICAL SPECIFICATIONS

■ Width	: 47,3 cm
■ Depth	: 46,5 cm
■ Height	: 84,5 cm
■ Weight	: ~ 21 kg
■ Volume	: 0,22 m ³

* RL : Laminate color options page 80.

OPTIONS

GROUP 1 / TABLE TOP OPTIONS



DESCRIPTION OF OPTION CODES

KL2 ABS TOP

KL3 COMPACT LAMINATE TOP

Must select only one of them.



90105602

BED SIDE CABINET COMPACT WITH REFRIGERATOR

GENERAL SPECIFICATIONS

- Compact laminate or ABS top is resistant to water and heat.
- Compact laminate (HPL) body resistant to water and heat.
- Aluminum frame.
- Mini refrigerator integrated into the bed side cabinet.
- Useful drawer.
- Long life rail system.
- Durable drawer handle.
- With four castors (two of them with brake) can move freely.

TECHNICAL SPECIFICATIONS

- Width : 47,3 cm
- Depth : 46,5 cm
- Height : 84,5 cm
- Weight : ~ 34 kg
- Volume : 0,22 m³

* RL : Laminate color options page 80.

OPTIONS

GROUP 1 / TABLE TOP OPTIONS



DESCRIPTION OF OPTION CODES

KL2 ABS TOP

KL3 COMPACT LAMINATE TOP

Must select only one of them.



90105603

BED SIDE CABINET COMPACT

GENERAL SPECIFICATIONS

- Compact laminate or ABS top is resistant to water and heat.
- Compact laminate (HPL) body resistant to water and heat.
- Aluminum frame.
- Useful drawer.
- Long life hinge and rail system.
- Strong drawer and cabinet handle.
- Imported costar wheel system with two-costar brake in a diameter of 65 mm.


TECHNICAL SPECIFICATIONS

- Width : 46,7 cm
- Depth : 45,7 cm
- Height : 65,5 cm
- Weight : ~ 16 kg
- Volume : 0,17 m³

* RL : Laminate color options page 80.

OPTIONS

GROUP 1 / TABLE TOP OPTIONS



DESCRIPTION OF OPTION CODES

KL2 ABS TOP

KL3 COMPACT LAMINATE TOP

Must select only one of them.



90106101

OVER BED TABLE MECHANICAL

GENERAL SPECIFICATIONS

- Laminate or ABS plastic top is durable against to water and heat.
- Height of over bed table is adjusted by mechanical handle according to height of bed.
- Epoxy painted steel construction is resistant to corrosion.
- With four castors (two of them with brake) can move freely.

TECHNICAL SPECIFICATIONS

■ Width	: 80 cm
■ Depth	: 40 cm
■ Height (min)	: 79 cm
■ Height (max)	: 103 cm
■ Weight	: ~ 9 kg
■ Volume	: 0,30 m ³

* RS : Melamine color options page 81.

* RL : Laminate color options page 80.

OPTIONS

GROUP 1 / TABLE TOP OPTIONS



DESCRIPTION OF OPTION CODES

- YL1 LAMINATE COATED CHIPBOARD TOP
 - YL2 ABS TOP
 - YL3 COMPACT LAMINATE TOP
 - YL4 MELAMINE COATED CHIPBOARD TOP
- Must select only one of them.



90106201

OVER BED TABLE WITH GAS SPRING

GENERAL SPECIFICATIONS

- Laminate or ABS plastic top is durable against to water and heat.
- High of over bed table is adjusted by gas spring according to height of bed.
- Epoxy painted steel construction is resistant to corrosion.
- With four castors (two of them with brake) can move freely.

TECHNICAL SPECIFICATIONS


■ Width	: 80 cm
■ Depth	: 40 cm
■ Height (min)	: 79 cm
■ Height (max)	: 103 cm
■ Weight	: ~ 10,5 kg
■ Volume	: 0,30 m ³

* RS : Melamine color options page 81.

* RL : Laminate color options page 80.

OPTIONS

GROUP 1 / TABLE TOP OPTIONS



DESCRIPTION OF OPTION CODES

- YL1 LAMINATE COATED CHIPBOARD TOP
 - YL2 ABS TOP
 - YL3 COMPACT LAMINATE TOP
 - YL4 MELAMINE COATED CHIPBOARD TOP
- Must select only one of them.

